

STYLED IN ITALY. PROUDLY AMERICAN.

EON



atlas concorde
USA





EON

Among the most classic and noble materials, a beautiful selection of marbles with colors and veins that make it the perfect look for modern and informal styles. Traditionally suited to embellish lobbys, restaurants, shops and luxury residences, this marble interpretation adds style and originality in every environment.

EON

Eon Carrara Brick $3\frac{1}{8}'' \times 12\frac{3}{8}''$ - 8x31.5 cm
Eon Carrara Listello $3\frac{1}{8}'' \times 12\frac{3}{8}''$ - 8x31.5 cm
Eon Carrara $23\frac{5}{8}'' \times 23\frac{5}{8}''$ - 60x60 cm

COLORED BODY PORCELAIN STONEWARE

FLOOR



Carrara



Corinthian Gray



Eldorado



Corinthian Beige

WALL



Carrara



Corinthian Gray



Eldorado



Corinthian Beige



EON

Eon Eldorado $12\frac{3}{8}'' \times 22\frac{1}{2}''$ - 31.5x57 cm
Eon Corinthian Beige $23\frac{5}{8}'' \times 23\frac{5}{8}''$ - 60x60 cm

EON

COLORED BODY PORCELAIN STONEWARE



Carrara



Corinthian Gray



Eldorado



Corinthian Beige

EON

COLORED BODY PORCELAIN STONEWARE



EON

Eon Corinthian beige 23^{5/8}" x 23^{5/8}" - 60x60 cm



Compliant with standards ANSI A137.1-2012



EON

Eon Corinthian Gray 12^{3/8}"x22^{1/2}" - 31.5x57 cm
Eon Corinthian Gray 11^{3/4}"x23^{5/8}" - 30x60 cm
Eon Carrara Herringbone 11^{3/4}"x11^{3/4}" - 30x30 cm



EON

SIZE - THICKNESS

11^{3/4}" x 23^{5/8}" - 30x60 cm / 23^{5/8}" x 23^{5/8}" - 60x60 cm ✂ 9 mm

FINISH

MATTE



EON Carrara
23^{5/8}" x 23^{5/8}" - 60x60 cm - Rectified



EON Corinthian Gray
23^{5/8}" x 23^{5/8}" - 60x60 cm - Rectified



EON Eldorado
23^{5/8}" x 23^{5/8}" - 60x60 cm - Rectified



EON Corinthian Beige
23^{5/8}" x 23^{5/8}" - 60x60 cm - Rectified



EON Carrara
11^{3/4}" x 23^{5/8}" - 30x60 cm



EON Corinthian Gray
11^{3/4}" x 23^{5/8}" - 30x60 cm



EON Eldorado
11^{3/4}" x 23^{5/8}" - 30x60 cm



EON Corinthian Beige
11^{3/4}" x 23^{5/8}" - 30x60 cm



Compliant with standards ANSI A137.1-2012



MOSAICS




EON Carrara Mosaic
11^{3/4}"x11^{3/4}" - 30x30 cm
(Mosaic 2"x2")



EON Corinthian Gray Mosaic
11^{3/4}"x11^{3/4}" - 30x30 cm
(Mosaic 2"x2")



EON Eldorado Mosaic
11^{3/4}"x11^{3/4}" - 30x30 cm
(Mosaic 2"x2")



EON Corinthian Beige Mosaic
11^{3/4}"x11^{3/4}" - 30x30 cm
(Mosaic 2"x2")



EON Carrara Herringbone
11^{3/4}"x11^{3/4}" - 30x30 cm
(Herringbone Mosaic 1"x4")



EON Corinthian Gray Herringbone
11^{3/4}"x11^{3/4}" - 30x30 cm
(Herringbone Mosaic 1"x4")



EON Eldorado Herringbone
11^{3/4}"x11^{3/4}" - 30x30 cm
(Herringbone Mosaic 1"x4")



EON Corinthian Beige Herringbone
11^{3/4}"x11^{3/4}" - 30x30 cm
(Herringbone Mosaic 1"x4")

COORDINATING TRIMS



EON Carrara



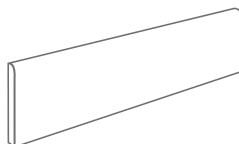
EON Corinthian Gray




EON Eldorado



EON Corinthian Beige



Bullnose
3"x 24" - 7.2x60 cm



Cove base
6"x12" - 15x30 cm

EON

WHITE BODY WALL TILES



Carrara



Corinthian Gray



Eldorado



Corinthian Beige

EON

WHITE BODY WALL TILES

EON

Eon Corinthian Beige 12^{3/8}"x22^{1/2}" - 31.5x57 cm
Eon Eldorado Twist Mosaic 12"x12" - 30.5x30.5 cm
Eon Corinthian Beige Brick Mosaic 12"x12" - 30.5x30.5 cm
Eon Eldorado 11^{3/4}"x23^{5/8}" - 30x60 cm





SLIGHT VARIATION

V2

Compliant with standards ANSI A137.1-2012



EON

Eon Corinthian Beige $12^{3/8} \times 22^{1/2}$ " - 31.5x57 cm
 Eon Corinthian Beige Brick Mosaic 12×12 " - 30.5x30.5 cm
 Eon Eldorado $11^{3/4} \times 23^{5/8}$ " - 30x60 cm

Eon Corinthian Gray $12^{3/8} \times 22^{1/2}$ " - 31.5x57 cm
 Eon Corinthian Gray Chair Rail $1^{7/8} \times 12^{3/8}$ " - 5x31.5 cm
 Eon Corinthian Gray $11^{3/4} \times 23^{5/8}$ " - 30x60 cm
 Eon Carrara Herringbone $11^{3/4} \times 11^{3/4}$ " - 30x30 cm



EON

SIZE - THICKNESS

12 ^{3/8}" x 22 ^{1/2}" - 31.5x57 cm



8.5 mm

FINISH

GLOSSY



EON Carrara
12 ^{3/8}" x 22 ^{1/2}" - 31.5x57 cm



EON Corinthian Gray
12 ^{3/8}" x 22 ^{1/2}" - 31.5x57 cm



EON Carrara Brick
3 ^{1/8}" x 12 ^{3/8}" - 8x31.5 cm



EON Eldorado
12 ^{3/8}" x 22 ^{1/2}" - 31.5x57 cm



EON Corinthian Beige
12 ^{3/8}" x 22 ^{1/2}" - 31.5x57 cm



EON Carrara Listello
3 ^{1/8}" x 12 ^{3/8}" - 8x31.5 cm



EON Eldorado Listello
3 ^{1/8}" x 12 ^{3/8}" - 8x31.5 cm

MOSAICS



**EON Carrara
Brick Mosaic**
12" x 12" - 30.5x30.5 cm
(Brick Mosaic 1" x 2")



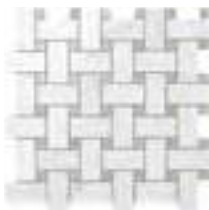
**EON Corinthian Gray
Brick Mosaic**
12" x 12" - 30.5x30.5 cm
(Brick Mosaic 1" x 2")



**EON Eldorado
Brick Mosaic**
12" x 12" - 30.5x30.5 cm
(Brick Mosaic 1" x 2")



**EON Corinthian Beige
Brick Mosaic**
12" x 12" - 30.5x30.5 cm
(Brick Mosaic 1" x 2")



**EON Carrara
Twist Mosaic ***
12" x 12" - 30.5x30.5 cm
(Twist Mosaic 1.5" x 2.5")



**EON Eldorado
Twist Mosaic ***
12" x 12" - 30.5x30.5 cm
(Twist Mosaic 1.5" x 2.5")

* Mixed mosaic, available in
Carrara-Corinthian Gray and
Eldorado-Corinthian Beige



SLIGHT VARIATION

V2

Compliant with standards ANSI A137.1-2012



EON

Eon Carrara Brick $3\frac{1}{8}'' \times 12\frac{3}{8}''$ - 8x31.5 cm
Eon Carrara Listello $3\frac{1}{8}'' \times 12\frac{3}{8}''$ - 8x31.5 cm

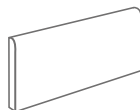
COORDINATING TRIMS

 EON Carrara

 EON Corinthian Gray

 EON Eldorado


 EON Corinthian Beige



Wall Bullnose
 $2'' \times 12\frac{3}{8}''$ - 5x31.5 cm



Chair Rail
 $1\frac{7}{8}'' \times 12\frac{3}{8}''$ - 5x31.5 cm



Corner Line
 $1\frac{1}{2}'' \times 12\frac{3}{8}''$ - 1.2x31.5 cm



Every Atlas Concorde USA porcelain stoneware collection is PTCA Certified. Under the program, established jointly by the Porcelain Tile Certification Agency (PTCA) and the Ceramic Tile Distributors Association (CTDA), manufacturers can “prove” their product is really porcelain (meeting the water absorption criteria of the American national standard - ASTM C373).



LEED (Leadership in Energy and Environmental Design) is a rating system created to encourage the construction of “green” buildings. Developed by the US Green Building Council and internationally recognized, it points out the necessary requirements to build eco-compatible projects, capable of functioning in a sustainable and autonomous way in terms of energy consumption as well as having a low environmental impact throughout their entire life-cycle. Atlas Concorde USA is a member of the US Green Building Council.



Atlas Concorde USA products are low-emitting materials with zero emission of volatile organic compounds (VOC). This can contribute to the awarding of 1 LEED credit.



Atlas Concorde USA is a member of TCNA, a trade association representing manufacturers of ceramic tile, tile installation materials, tile equipment, raw materials, and other tile-related products. The Tile Council is recognized for its leadership role in facilitating the development of North American and international industry quality standards to benefit tile consumers.



The Ceramic Tile Distributors Association (CTDA) is an international association of distributors, manufacturers and allied professionals of ceramic tile and related products. CTDA connects, educates and strengthens tile and stone distributors. Atlas Concorde USA is a member of CTDA.



WHITE BODY WALL TILES



Compliant with standards ANSI A137.1-2012

SIZE - THICKNESS

12^{3/8}" x 22^{1/2}" - 31.5x57 cm ± 8.5 mm
3^{1/8}" x 12^{3/8}" - 8x31.5 cm ± 8.5 mm

FINISH

GLOSSY



V2

SLIGHT VARIATION

Clearly distinguishable differences in texture and/or pattern within similar colors.

FIELD TILES - Available in all colors

Nominal size (in)	Thickness (mm)	Finish
3 1/8" x 12 3/8"	8.5 mm	Glossy
12 3/8" x 22 1/2"	8.5 mm	Glossy

MOSAICS AND COORDINATING TRIMS - Available in all colors

	Nominal size (in)	Thickness (mm)	Finish
Brick Mosaic 1"x2"	12" x 12"	8.5 mm	Glossy
Twist Mosaic 1.5"x2.5"	12" x 12"	8.5 mm	Glossy
Listello 3"x12"	3 1/8" x 12 3/8"	8.5 mm	Glossy
Wall Bullnose 2"x12"	2" x 12 3/8"	8.5 mm	Glossy
Chair Rail 2"x12"	1 7/8" x 12 3/8"	-	Glossy
Corner Line 1/2"x12"	1/2" x 12 3/8"	-	Glossy

PERFORMANCE & FEATURES

	PROPERTY	ASTM TEST METHOD	Glazed Wall Tile Specification				EON Wall
			Calibrated		Rectified		
			Minimum	Maximum	Minimum	Maximum	
REGULARITY CHARACTERISTICS	Nominal Size	ASTM C499	-2.00%	2.00%	-2.00%	2.00%	Compliant
	Caliber Range (Variation from average facial dimension of sample)		-0.30% or -0.04 in (-1.0 mm) (*)	0.30% or 0.04 in (1.0 mm) (*)	-0.25% or -0.03 in (-0.8 mm) (*)	0.25% or 0.03 in (0.8 mm) (*)	Compliant
	Thickness (1)		N/A	Range: 0.031 in (0.79 mm)	N/A	Range: 0.031 in (0.79 mm)	Compliant
	Wedging	ASTM C502	-0.40% or -0.05 in (-1.3 mm) (*)	0.40% or 0.05 in (-1.3 mm) (*)	-0.25% or -0.03 in (-0.8 mm) (*)	0.25% or 0.03 in (0.8 mm) (*)	Compliant
	Warpage Edge	ASTM C485	-0.30% or -0.04 in (-1.0 mm) (*)	0.40% or 0.05 in (1.3 mm) (*)	-0.30% or -0.04 in (-1.0 mm) (*)	0.40% or 0.05 in (1.3 mm) (*)	Compliant
	Warpage Diagonal		-0.30% or -0.05 in (-1.3 mm) (*)	0.40% or 0.07 in (1.8 mm) (*)	-0.30% or -0.05 in (-1.3 mm) (*)	0.40% or 0.07 in (1.8 mm) (*)	Compliant
All Glazed Wall Tile							
STRUCTURAL CHARACTERISTICS	Water Absorption	ASTM C373	≥ 10.0%				10% - 20%
BULK MECHANICAL CHARACTERISTICS	Breaking Strength	ASTM C648	Average ≥ 125 lbf. (1.11 kN) Individual ≥ 100 lbf. (0.44 kN)				≥ 175 lbf. avg
PHISICAL PROPERTIES	Bond Strength	ASTM C482	≥ 50 psi (0.34 Mpa)				≥ 100 psi
THERMAL AND IGROMETRIC CHARACTERISTICS	Crazing Resistance	ASTM C424	Pass				Resistant
	Thermal Shock Resistance	ASTM C484	Pass				Resistant
CHEMICAL CHARACTERISTICS	Chemical Resistance	ASTM C650	As Reported				Unaffected
	Stain Resistance	ASTM C1378	As Reported				Unaffected

(*) Whichever is less

(1) May not apply to textured surfaces or tiles with uneven back patterns.

COLORED BODY PORCELAIN STONEWARE



Compliant with standards ANSI A137.1-2012

SIZE - THICKNESS

11 3/4" x 23 5/8" - 30x60 cm ± 9 mm
23 5/8" x 23 5/8" - 60x60 cm ± 9 mm

FINISH

MATTE



V2

SLIGHT VARIATION

Clearly distinguishable differences in texture and/or pattern within similar colors.

FIELD TILES - Available in all colors

Nominal size (in)	Thickness (mm)	Finish	Rectified edge
11 3/4" x 23 5/8"	9 mm	Matte	-
23 5/8" x 23 5/8"	9 mm	Matte	Yes

MOSAICS AND COORDINATING TRIMS - Available in all colors

	Nominal size (in)	Thickness (mm)	Finish
Mosaic 2"x2"	11 3/4" x 11 3/4"	9 mm	Matte
Herringbone Mosaic 1"x4"	11 3/4" x 11 3/4"	9 mm	Matte
Bullnose 3"x24"	2 7/8" x 23 5/8"	9 mm	Matte
Cove Base 6"x12"	5 7/8" x 11 3/4"	8.5 mm (*)	Matte

Please refer to caliber chart for work sizes.
Close joints are not recommended.
(*): Cove Base thickness is 7 mm on flat top part.

PERFORMANCE & FEATURES

	PROPERTY	ASTM TEST METHOD	Porcelain Tile Specification				EON Floor
			Calibrated		Rectified		
			Minimum	Maximum	Minimum	Maximum	
REGULARITY CHARACTERISTICS	Nominal Size	ASTM C499	-3.00%	3.00%	-3.00%	2.00%	Compliant
	Caliber Range (Variation from average facial dimension of sample)		-0.50% or -0.08 in (-2.0 mm) (*)	0.50% or 0.08 in (2.0 mm) (*)	-0.25% or -0.03 in (-0.8 mm) (*)	0.25% or 0.03 in (0.8 mm) (*)	Compliant
	Thickness ⁽¹⁾		N/A	Range: 0.40 in (1.02 mm)	N/A	Range: 0.40 in (1.02 mm)	Compliant
	Wedging	ASTM C502	-0.50% or -0.08 in (-2.0 mm) (*)	0.50% or 0.08 in (2.0 mm) (*)	-0.25% or -0.03 in (-0.8 mm) (*)	0.25% or 0.03 in (0.8 mm) (*)	Compliant
	Warpage Edge	ASTM C485	-0.75% or -0.09 in (-2.3 mm) (*)	0.75% or 0.09 in (2.3 mm) (*)	-0.40% or -0.05 in (-1.3 mm) ⁽²⁾ or -1.8 mm ⁽³⁾ (*)	0.40% or 0.05 in (1.3 mm) ⁽²⁾ or 1.8 mm ⁽³⁾ (*)	Compliant
	Warpage Diagonal		-0.50% or -0.08 in (-2.0 mm) (*)	0.50% or 0.08 in (2.0 mm) (*)	-0.40% or -0.07 in (-1.8 mm) (*)	0.40% or 0.07 in (1.8 mm) (*)	Compliant
			All Porcelain Tiles				
STRUCTURAL CHARACTERISTICS	Water Absorption	ASTM C373	≤ 0.5%			≤ 0.5%	
BULK MECHANICAL CHARACTERISTICS	Breaking strenght	ASTM C648	Average ≥ 250 lbf. (1.11 kN) Individual ≥ 225 lbf. (1.00 kN)			≥ 350 lbf. avg	
PHISICAL PROPERTIES	Bond Strength	ASTM C482	≥ 50 psi (0.34 Mpa)			≥ 100 psi	
THERMAL AND IGROMETRIC CHARACTERISTICS	Resistance to Freeze/ Thaw Cycling	ASTM C1026	As Reported			Resistant	
CHEMICAL CHARACTERISTICS	Chemical Resistance	ASTM C650	As Reported			Unaffected	
	Stain Resistance	ASTM C1378	As Reported			Unaffected	
SAFETY CHARACTERISTICS	Dynamic coefficient of friction	DCOF	Requires a minimum value of 0.42 for commercial areas that are likely to be wet			> 0,42 Wet	

(*) Whichever is less
(1) May not apply to textured surfaces or tiles with uneven back patterns.
(2) Whichever is less, for tiles up to 24"x24" (610 mm x 610 mm).
(3) Applies to tiles larger than 24"x24" (610 mm x 610 mm).

Atlas Concorde reserves the right to modify any product without notice and will not be liable for any direct or indirect damage resulting from such modifications. Colors and optical features of the materials illustrated in this catalogue are to be regarded as mere indications. For information and details relating to codes, packaging and weight it is recommended to refer to the latest pricelist.

Atlas Concorde Usa, Inc.
117 Seaboard Lane - Suite 170
Franklin, TN 37067 - USA