

STYLED IN ITALY. PROUDLY AMERICAN.

# CHESTER



**atlas concorde**

USA



NEW 2017

# CHESTER

CHESTER

Plaster Warm Brick Wall Mosaic 12" x 12" - 30.5 x 30.5 cm  
Chester Saddle 11<sup>3/4</sup>" x 23<sup>5/8</sup>" - 30 x 60 cm



Biscuit



Dove



Saddle




Cigar

## Warm and modern with an old-time favorite

The reference of used leather, rich in grain, ruts and cracking is exaggerated in the three-dimensionality of this collection. The leather look is expressed in four shades, ranging from light to dark, making CHESTER versatile for warm and modern spaces. The Plait Mosaic mixes in rustic versions of leather and wood, both delivering environments with a relaxed and sophisticated appeal.

- Leather look
- Depth and shine
- Plait Mosaic, featuring textured leather and wood
- Residential and commercial spaces



## CHESTER

Chester Cigar 11<sup>3/4</sup>"x23<sup>5/8</sup>" - 30x60 cm  
 Chester Contrast Plait Mosaic 11<sup>3/4</sup>"x11<sup>3/4</sup>" - 30x30 cm

# CHESTER

COLORED BODY PORCELAIN TILE

SHADE VARIATION

NEW 2017



Biscuit



Saddle



Dove



Cigar

# CHESTER

COLORED BODY PORCELAIN TILE

 V2 SLIGHT VARIATION

Compliant with standards ANSI A137.1-2012



NEW 2017



**REDEEM**

Redeem Gold 7<sup>6/8</sup>" x 39<sup>3/8</sup>" - 20x100 cm

**CHESTER**

Chester Biscuit 11<sup>3/4</sup>" x 23<sup>5/8</sup>" - 30x60 cm

# CHESTER

COLORED BODY PORCELAIN TILE

V2 SLIGHT VARIATION

Compliant with standards ANSI A137.1-2012



NEW 2017

## CHESTER

Chester Cigar 11<sup>3/4</sup>"x23<sup>5/8</sup>" - 30x60 cm  
Chester Contrast Plait Mosaic 11<sup>3/4</sup>"x11<sup>3/4</sup>" - 30x30 cm

## FORGE

Forge Steel 17<sup>3/4</sup>"x35<sup>3/8</sup>" - 45x90 cm



## CHESTER

Chester Biscuit 11<sup>3/4</sup>"x23<sup>5/8</sup>" - 30x60 cm  
Chester Light Cushion Listello 1<sup>3/4</sup>"x23<sup>5/8</sup>" - 4.5x60 cm  
Chester Biscuit Plait Mosaic 11<sup>3/4</sup>"x11<sup>3/4</sup>" - 30x30 cm  
Chester Dove 11<sup>3/4</sup>"x23<sup>5/8</sup>" - 30x60 cm

SIZE - THICKNESS | 11<sup>3/4</sup>" x 23<sup>5/8</sup>" - 30x60 cm  $\nabla$  9 mm FINISH | MATTE



**CHESTER Biscuit**  
11<sup>3/4</sup>" x 23<sup>5/8</sup>" - 30x60 cm  
600010002016



**CHESTER Dove**  
11<sup>3/4</sup>" x 23<sup>5/8</sup>" - 30x60 cm  
600010002017



**CHESTER Saddle**  
11<sup>3/4</sup>" x 23<sup>5/8</sup>" - 30x60 cm  
600010002018



**CHESTER Cigar**  
11<sup>3/4</sup>" x 23<sup>5/8</sup>" - 30x60 cm  
600010002019

## MOSAICS & DECORS



**CHESTER Light Cushion Listello**  
1x<sup>3/4</sup>" x 23<sup>5/8</sup>" - 4,5x60 cm  
600090000423




**CHESTER Saddle Cushion Listello**  
1x<sup>3/4</sup>" x 23<sup>5/8</sup>" - 4,5x60 cm  
600090000424




**CHESTER Biscuit Mosaic**  
11<sup>3/4</sup>" x 11<sup>3/4</sup>" - 30x30 cm  
(Mosaic 2"x2")  
600110000794



**CHESTER Dove Mosaic**  
11<sup>3/4</sup>" x 11<sup>3/4</sup>" - 30x30 cm  
(Mosaic 2"x2")  
600110000795



**CHESTER Saddle Mosaic**  
11<sup>3/4</sup>" x 11<sup>3/4</sup>" - 30x30 cm  
(Mosaic 2"x2")  
600110000796



**CHESTER Cigar Mosaic**  
11<sup>3/4</sup>" x 11<sup>3/4</sup>" - 30x30 cm  
(Mosaic 2"x2")  
600110000797




**CHESTER Contrast Plait Mosaic**  
11<sup>3/4</sup>" x 11<sup>3/4</sup>" - 30x30 cm  
(Plait Mosaic 2"x6")  
CHESTER Cigar  
+ REDEEM Wax  
600110000817




**CHESTER Biscuit Plait Mosaic**  
11<sup>3/4</sup>" x 11<sup>3/4</sup>" - 30x30 cm  
(Plait Mosaic 2"x6")  
600110000788



**CHESTER Dove Plait Mosaic**  
11<sup>3/4</sup>" x 11<sup>3/4</sup>" - 30x30 cm  
(Plait Mosaic 2"x6")  
600110000789



**CHESTER Saddle Plait Mosaic**  
11<sup>3/4</sup>" x 11<sup>3/4</sup>" - 30x30 cm  
(Plait Mosaic 2"x6")  
600110000790



**CHESTER Cigar Plait Mosaic**  
11<sup>3/4</sup>" x 11<sup>3/4</sup>" - 30x30 cm  
(Plait Mosaic 2"x6")  
600110000791



**CHESTER Rustic Plait Mosaic**  
11<sup>3/4</sup>" x 11<sup>3/4</sup>" - 30x30 cm  
(Plait Mosaic 2"x6")  
CHESTER Saddle  
+ REDEEM Gold  
600110000816

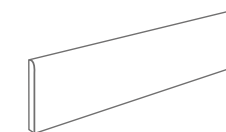


## CHESTER


Chester Biscuit 11<sup>3/4</sup>" x 23<sup>5/8</sup>" - 30x60 cm  
Chester Light Cushion Listello 1<sup>3/4</sup>" x 23<sup>5/8</sup>" - 4.5x60 cm  
Chester Biscuit Plait Mosaic 11<sup>3/4</sup>" x 11<sup>3/4</sup>" - 30x30 cm

## COORDINATING TRIMS

	Bullnose	Cove base
CHESTER Biscuit	610130000508	600130000508
CHESTER Dove	610130000509	600130000509
CHESTER Saddle	610130000510	600130000510
CHESTER Cigar	610130000511	600130000560



**Bullnose**  
3" x 24" - 7.2x60 cm



**Cove base**  
6" x 12" - 15x30 cm -  $\nabla$  8,5mm

# Sustainability



Every Atlas Concorde USA porcelain tile collection is PTCA Certified. Under the program, established jointly by the Porcelain Tile Certification Agency (PTCA) and the Ceramic Tile Distributors Association (CTDA), manufacturers can “prove” their product is really porcelain (meeting the water absorption criteria of the American national standard - ASTM C373).



LEED (Leadership in Energy and Environmental Design) is a rating system created to encourage the construction of “green” buildings. Developed by the US Green Building Council and internationally recognized, it points out the necessary requirements to build eco-compatible projects, capable of functioning in sustainable and autonomous way in terms of energy consumption as well as having a low environmental impact throughout their entire life-cycle. Atlas Concorde USA is a member of the US Green Building Council.



Atlas Concorde USA products are low-emitting materials with zero emission of volatile organic compounds (VOC). This can contribute to the awarding of 1 LEED credit.



Atlas Concorde USA is a member of TCNA, a trade association representing manufacturers of ceramic tile, tile installation materials, tile equipment, raw materials, and other tile-related products. The Tile Council is recognized for its leadership role in facilitating the development of North American and international industry quality standards to benefit tile consumers.



The Ceramic Tile Distributors Association (CTDA) is an international association of distributors, manufacturers and allied professionals of ceramic tile and related products. CTDA connects, educates and strengthens tile and stone distributors. Atlas Concorde USA is a member of CTDA.



The Health Product Declaration (HPD) Open Standard provides for the disclosure of product contents and potential associated human and environmental health hazards. The HPD Open Standard was created and is maintained and evolved by the HPD Collaborative, a customer-led organization committed to the continuous improvement of building products through transparency, openness, and innovation throughout the product supply chain. Atlas Concorde USA adheres with its own HPD.

## EPD®



An Environmental Product Declaration (EPD) is an independently verified and registered document that communicates transparent and comparable information about the life-cycle environmental impact of products. It is a transparent declaration of the life-cycle environmental impact, which Atlas Concorde USA makes available to customers.



Atlas Concorde USA can provide a Product Environmental Footprint (PEF), a multi-criteria measure of the environmental performance of a good or service throughout its life cycle. PEF information is produced for the overarching purpose of seeking to reduce the environmental impacts of goods and services taking into account supply chain activities.



COLORED BODY PORCELAIN TILE



Compliant with standards ANSI A137.1-2012

SIZE - THICKNESS

11<sup>3/4</sup>" x 23<sup>5/8</sup>" - 30x60 cm ± 9 mm

FINISH

MATTE



SLIGHT VARIATION

Clearly distinguishable differences in texture and/or pattern within similar colors.

FIELD TILES - Available in all colors

Commercial size (in)	Nominal size (in)	Thickness (mm)	Finish
12"x24"	11 3/4" x 23 5/8"	9 mm	Matte

MOSAICS AND COORDINATING TRIMS - Available in all colors

Commercial size (in)	Nominal size (in)	Thickness (mm)	Finish
Mosaic 2"x2"	11 3/4" x 11 3/4"	9 mm	Matte
Plait Mosaic 2"x6"	11 3/4" x 11 3/4"	9 mm	Matte
Bullnose 3"x24"	2 7/8" x 23 5/8"	9 mm	Matte
Cove Base 6"x12"	5 7/8" x 11 3/4"	8.5 mm (*)	Matte

Please refer to caliber chart for work sizes.  
Close joints are not recommended.  
(\*): Cove Base thickness is 7 mm on flat top part.

PERFORMANCE & FEATURES

CHESTER	PROPERTY	ASTM TEST METHOD	Porcelain Tile Specification				CHESTER
			Calibrated		Rectified		
			Minimum	Maximum	Minimum	Maximum	
REGULARITY CHARACTERISTICS	Nominal Size	ASTM C499	-3.00%	3.00%	-3.00%	2.00%	Compliant
	Caliber Range (Variation from average facial dimension of sample)		-0.50% or -0.08 in (-2.0 mm) (*)	0.50% or 0.08 in (2.0 mm) (*)	-0.25% or -0.03 in (-0.8 mm) (*)	0.25% or 0.03 in (0.8 mm) (*)	Compliant
	Thickness <sup>(1)</sup>		N/A	Range: 0.40 in (1.02 mm)	N/A	Range: 0.40 in (1.02 mm)	Compliant
	Wedging	ASTM C502	-0.50% or -0.08 in (-2.0 mm) (*)	0.50% or 0.08 in (2.0 mm) (*)	-0.25% or -0.03 in (-0.8 mm) (*)	0.25% or 0.03 in (0.8 mm) (*)	Compliant
	Warpage Edge	ASTM C485	-0.75% or -0.09 in (-2.3 mm) (*)	0.75% or 0.09 in (2.3 mm) (*)	-0.40% or -0.05 in (-1.3 mm) <sup>(2)</sup> or -1.8 mm <sup>(3)</sup> (*)	0.40% or 0.05 in (1.3 mm) <sup>(2)</sup> or 1.8 mm <sup>(3)</sup> (*)	Compliant
	Warpage Diagonal		-0.50% or -0.08 in (-2.0 mm) (*)	0.50% or 0.08 in (2.0 mm) (*)	-0.40% or -0.07 in (-1.8 mm) (*)	0.40% or 0.07 in (1.8 mm) (*)	Compliant
			All Porcelain Tiles				
STRUCTURAL CHARACTERISTICS	Water Absorption	ASTM C373	≤ 0.5%				≤ 0.5%
BULK MECHANICAL CHARACTERISTICS	Breaking Strength	ASTM C648	Average ≥ 250 lbf. (1.11 kN) Individual ≥ 225 lbf. (1.00 kN)				≥ 350 lbf. avg
PHYSICAL PROPERTIES	Bond Strength	ASTM C482	≥ 50 psi (0.34 Mpa)				≥ 100 psi
THERMAL AND IGROMETRIC CHARACTERISTICS	Resistance to Freeze/Thaw Cycling	ASTM C1026	As Reported				Resistant
CHEMICAL CHARACTERISTICS	Chemical Resistance	ASTM C650	As Reported				Unaffected
	Stain Resistance	ASTM C1378	As Reported				Unaffected
SAFETY CHARACTERISTICS	Dynamic coefficient of friction	DCOF	Requires a minimum value of 0.42 for commercial areas that are likely to be wet				> 0.42 Wet

(\*) Whichever is less  
(1) May not apply to textured surfaces or tiles with uneven back patterns.  
(2) Whichever is less, for tiles up to 24"x24" (610 mm x 610 mm).  
(3) Applies to tiles larger than 24"x24" (610 mm x 610 mm).

The Health Product Declaration® logo is a registered trademark of HPD Collaborative.



Atlas Concorde reserves the right to modify any product without notice and will not be liable for any direct or indirect damage resulting from such modifications. Colors and optical features of the materials illustrated in this catalogue are to be regarded as mere indications. For information and details relating to codes, packaging and weight it is recommended to refer to the latest pricelist.

© Copyright Atlas Concorde USA, Inc. 2017  
The reproduction of the work, fully or in part, is strictly forbidden.