

trilogy

PRODUCT SHEET

MARBLE LOOK

THICKNESS ∇ 9 mm

FINISH MATTE




V3 MODERATE VARIATION



Compliant with standards ANSI A137.1-2012

The Trilogy collection mixes a refined selection of the most sought-after white marbles quarried from the most renowned sites in the world: Italy and Greece. Shades represent the common theme between these precious stones which have been carefully selected for their bright white color and gray veins that vary depending on the original material, giving each a unique appeal and enhancing its own identity. Thanks to the reputation and the look of the natural stone, marble-look surfaces can be matched with different types of interior styles, from the most classic and elegant to the modern ones.

SIZES



23^{5/8"}x47^{1/4"} - 60x120 cm




11^{3/4"}x23^{5/8"} - 30x60 cm

COLORS



TRIOLOGY VOLAKAS ROYAL



TRIOLOGY CARRARA CLASSIC



TRIOLOGY CALACATTA

MOSAICS & DECORS



TRIOLOGY VOLAKAS ROYAL MOSAIC
11^{3/4"}x11^{3/4"} - 30x30 cm
(Mosaic 2"x2")



TRIOLOGY CARRARA CLASSIC MOSAIC
11^{3/4"}x11^{3/4"} - 30x30 cm
(Mosaic 2"x2")



TRIOLOGY CALACATTA MOSAIC
11^{3/4"}x11^{3/4"} - 30x30 cm
(Mosaic 2"x2")

MOOD



TRIOLOGY VOLAKAS ROYAL CHEVRON MOSAIC
14^{1/8"}x 9^{7/8"} - 36x25 cm
(Mosaic 7.1"x1.2")



TRIOLOGY CARRARA CLASSIC CHEVRON MOSAIC
14^{1/8"}x 9^{7/8"} - 36x25 cm
(Mosaic 7.1"x1.2")



TRIOLOGY CALACATTA CHEVRON MOSAIC
14^{1/8"}x 9^{7/8"} - 36x25 cm
(Mosaic 7.1"x1.2")



TRIOLOGY CHEVRON MIX MOSAIC*
14^{1/8"}x 9^{7/8"} - 36x25 cm
(Mosaic 7.1"x1.2")

* Chevron Mix Mosaic includes Carrara Classic & Reflex Night



TRIOLOGY VOLAKAS ROYAL ARABESQUE MOSAIC
13"x12^{5/8"} - 33x32 cm
(Mosaic 2.7"x4.1")



TRIOLOGY CARRARA CLASSIC ARABESQUE MOSAIC
13"x12^{5/8"} - 33x32 cm
(Mosaic 2.7"x4.1")

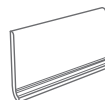


TRIOLOGY CALACATTA ARABESQUE MOSAIC
13"x12^{5/8"} - 33x32 cm
(Mosaic 2.7"x4.1")

COORDINATING TRIMS




Bullnose
3"x 24" - 7.2x60 cm



Cove base
6"x12" - 15x30 cm - ∇ 8.5mm

Be sure to bring this to your local tile dealer or distributor as you discuss your design.

COLORED BODY PORCELAIN TILE



Compliant with standards ANSI A137.1-2012

SIZE - THICKNESS

11 3/4" x 23 5/8" - 30 x 60 cm
23 5/8" x 47 1/4" - 60 x 120 cm

± 9 mm

FINISH

MATTE



MODERATE VARIATION

While the colors and/or texture present on a single piece of tile will be indicative of the colors and/or texture to be expected on the other tiles, the amount of colors and/or texture on each piece may vary significantly. It is recommended that the range be viewed before selection.

FIELD TILES - Available in all colors

Commercial size (in)	Nominal size (in)	Thickness (mm)	Finish	Rectified Edge
12" x 24"	11 3/4" x 23 5/8"	9 mm	Matte	-
24" x 48"	23 5/8" x 47 1/4"	9 mm	Matte	Yes

MOSAICS AND COORDINATING TRIMS - Available in all colors

Commercial size (in)	Nominal size (in)	Thickness (mm)	Finish
Mosaic 2" x 2"	11 3/4" x 11 3/4"	9 mm	Matte
Chevron Mosaic 7.1" x 1.2"	14 1/8" x 9 7/8"	9 mm	Matte
Arabesque Mosaic 2.7" x 4.1"	13" x 12 5/8"	9 mm	Matte
Bullnose 3" x 24"	2 7/8" x 23 5/8"	9 mm	Matte
Cove Base 6" x 12"	5 7/8" x 11 3/4"	8.5 mm (*)	Matte

Please refer to caliber chart for work sizes. Close joints are not recommended. (*): Cove Base thickness is 7mm on flat part.

PERFORMANCE & FEATURES

PROPERTY	ASTM TEST METHOD	Porcelain Tile Specification				Compliance	
		Calibrated		Rectified			
		Minimum	Maximum	Minimum	Maximum		
REGULARITY CHARACTERISTICS	Nominal Size	-3.00%	3.00%	-3.00%	2.00%	Compliant	
		Caliber Range (Variation from average facial dimension of sample)	-0.50% or -0.08 in (-2.0 mm) (*)	0.50% or 0.08 in (2.0 mm) (*)	-0.25% or -0.03 in (-0.8 mm) (*)	0.25% or 0.03 in (0.8 mm) (*)	Compliant
			Thickness ⁽¹⁾	N/A	Range: 0.40 in (1.02 mm)	N/A	Range: 0.40 in (1.02 mm)
	Wedging	ASTM C502	-0.50% or -0.08 in (-2.0 mm) (*)	0.50% or 0.08 in (2.0 mm) (*)	-0.25% or -0.03 in (-0.8 mm) (*)	0.25% or 0.03 in (0.8 mm) (*)	Compliant
	Warpage Edge	ASTM C485	-0.75% or -0.09 in (-2.3 mm) (*)	0.75% or 0.09 in (2.3 mm) (*)	-0.40% or -0.05 in (-1.3 mm)(2) or -1.8 mm(3) (*)	0.40% or 0.05 in (1.3 mm)(2) or 1.8 mm(3) (*)	Compliant
Warpage Diagonal			-0.50% or -0.08 in (-2.0 mm) (*)	0.50% or 0.08 in (2.0 mm) (*)	-0.40% or -0.07 in (-1.8 mm) (*)	0.40% or 0.07 in (1.8 mm) (*)	Compliant
All Porcelain Tiles							
STRUCTURAL CHARACTERISTICS	Water Absorption	ASTM C373	≤ 0.5%		≤ 0.5%		
BULK MECHANICAL CHARACTERISTICS	Breaking Strength	ASTM C648	Average ≥ 250 lbf. (1.11 kN) Individual ≥ 225 lbf. (1.00 kN)		≥ 350 lbf. avg		
PHYSICAL PROPERTIES	Bond Strength	ASTM C482	≥ 50 psi (0.34 Mpa)		≥ 100 psi		
THERMAL AND IGROMETRIC CHARACTERISTICS	Resistance to Freeze/Thaw Cycling	ASTM C1026	As Reported		Resistant		
CHEMICAL CHARACTERISTICS	Chemical Resistance	ASTM C650	As Reported		Unaffected		
	Stain Resistance	ASTM C1378	As Reported		Unaffected		
SAFETY CHARACTERISTICS	Dynamic coefficient of friction	DCOF	Requires a minimum value of 0.42 for commercial areas that are likely to be wet		> 0.42 Wet		

(*) Whichever is less

(1) May not apply to textured surfaces or tiles with uneven back patterns.

(2) Whichever is less, for tiles up to 24"x24" (610 mm x 610 mm).

(3) Applies to tiles larger than 24"x24" (610 mm x 610 mm).

The Health Product Declaration® logo is a registered trademark of HPD Collaborative.

